

INTERIM RESULTS

HALF YEAR ENDED 31 DECEMBER 2022

GOOD FINANCIAL AND STRATEGIC PROGRESS ACHIEVED

DISCLAIMER

This presentation has been prepared by Genus plc (“Genus” or “the Company”) and has not been independently verified. Genus is solely responsible for the contents of this document and has taken all reasonable care to ensure that the facts stated herein are true and accurate in all material respects and that there are no material facts the omission of which would make misleading any statement in this document whether of fact or opinion.

While the information contained in this presentation has been provided in good faith, neither the Company, nor any of their advisers, representatives, officers, agents or employees makes any representation, warranty or undertaking, express or implied, in respect of this presentation and no responsibility or liability is accepted by any of them as to the accuracy, completeness or reasonableness of the information provided. The issue of this presentation to the recipient does not create any obligation on the part of the issuer to provide the recipient access to

any additional information or to update this presentation or any additional information or to correct any inaccuracies in this presentation or any additional information which may become apparent. The recipient should conduct its own investigation into the Company and of any other information contained in the presentation.

This presentation is for information purposes only and does not constitute, and shall not be interpreted as, either an offer for sale, prospectus, invitation to subscribe for shares or debentures in the Company, or as the basis of a contract.

This presentation has been prepared on the basis that it will only be made available to investment professionals and is thereby exempt from the provisions of s21 of the Financial Services and Markets Act 2000.



BUSINESS & STRATEGIC UPDATE

STEPHEN WILSON
CHIEF EXECUTIVE



FY23 H1 HEADLINES



FINANCIAL PERFORMANCE¹

REVENUE
+25%
£350.2m

ADJ. PROFIT BEFORE TAX
+14%
£42.2m



















ADJ. EPS
+15%
48.8p

INTERIM DIVIDEND
10.3P
MAINTAINED

GOOD STRATEGIC PROGRESS IN CHALLENGING MARKETS


- Global markets remain challenging; inflation, Ukraine war, China volatility
- World leading genetics and talented people driving customer wins
- Investing for the future across the business and in R&D
- PRRSv programme progressing towards regulatory approval

MARKET CONTEXT

	SEPT 22	CURRENT		SEPT 22	CURRENT	
NORTH AMERICA			US herd stable after two years of decline, producer profitability declining, exports strengthening			Milk demand stable, producers profitable. Beef herd reduced
LATIN AMERICA			Lower feed prices in Brazil improving margins, production expected to grow			Lower beef cattle prices driven by oversupply despite strong exports, economic uncertainty high
EMEA			Production contraction continuing leading to higher prices and lower exports			Higher prices offsetting higher costs
CHINA / ASIA			Price volatility driven by ASF and Covid. Supply and demand balance expected to improve			Favourable conditions in Australia. China continued domestic production growth



CHINA: CONDITIONS REMAIN VOLATILE



PIG PRICE TO CORN PRICE RATIO¹



(1) Market analysts and policymakers in China often view 6:1 as a "normal" level for the pig price to corn price ratio. Higher values are considered an indicator of profitability
Sources: Independent Consultants, Genus analysis

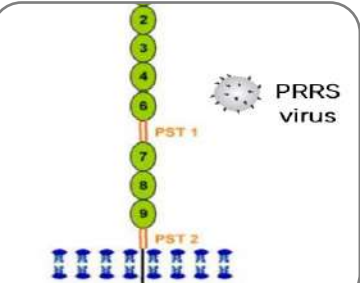
CHINA PIG MARKET OVERVIEW

- Pig price has decreased to 15 RMB/kg currently from a peak of 28 RMB/kg in October 2022
- Liquidation of animals as prices fell and high ASF disease incidence drove oversupply
- Demand weak as Covid swept through in Dec-22/Jan-23
- Lifting of Covid restrictions expected to positively impact demand for pork and lift prices through Spring/Summer

PIC PROGRESS IN CHINA

- Robust royalty revenues
- Good pipeline of new stocking and customer wins
 - Delivery timing uncertain
- Stocking new Ankang nucleus farm
- Haoxiang (JV farm); ASF confirmed Jan-23, farm clearance and restocking on-going, adequate sources of supply elsewhere

PIC: STRONG STRATEGIC PLATFORM FOR GROWTH




Market leading genetics

Long-term customer relationships

Global supply

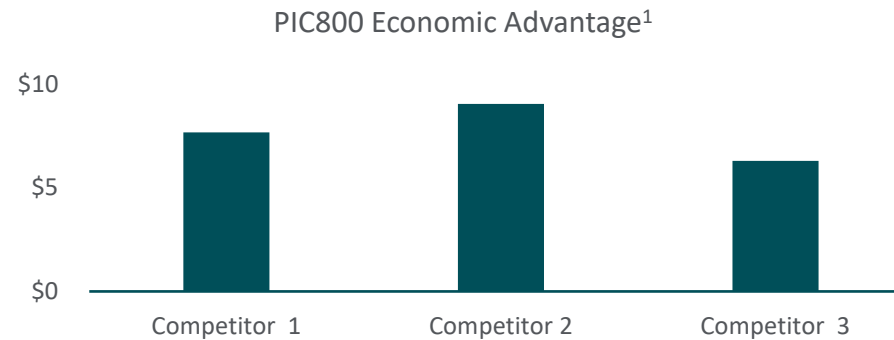
Pioneering technology

World-class team of highly talented people



NORTH AMERICA: GENETIC LEAD DRIVING GROWTH

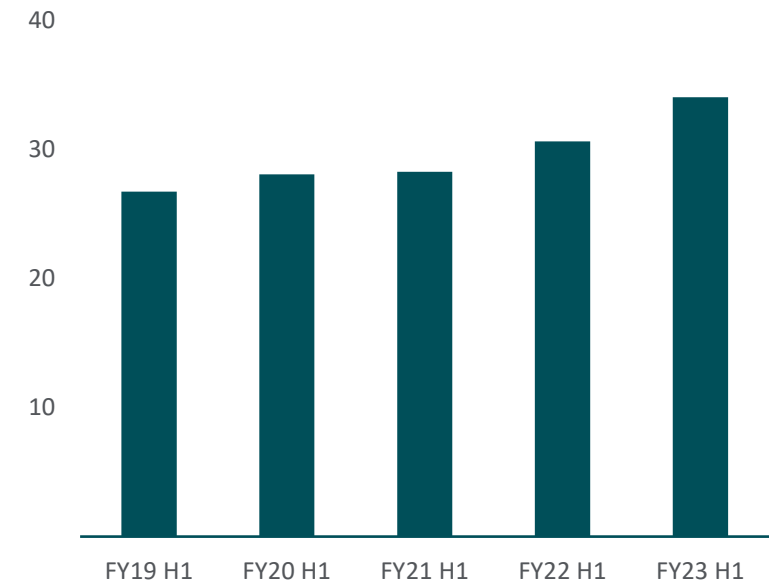
TRIAL RESULTS VALIDATE PIC800 AS CONSISTENTLY SUPERIOR



NA ROYALTY REVENUE (FY23 H1)

+10%

NA SALES VOLUMES (MPES M)



GENETICS COLLABORATION WITH OLYMEL AHEAD OF EXPECTATIONS




- AlphaGene² genetics transition: on-track, expecting to market first generation Summer 2023
- Integration: good progress on technical and operational aspects
- GGP boar efficiency improving

(1) Based on the results of the latest trial (Trial 6) conducted with the support of a customer to compare PIC800 against competitor Duroc sires. Economic advantages were calculated assuming a fixed-time marketing strategy. Values measured net margins above feed and housing costs on a per pig placed basis.

(2) AlphaGene is Olymel's legacy internal genetics programme

LATAM: WINNING WITH LARGE PRODUCERS



MEXICO: WINNING WITH SECOND LARGEST PRODUCER



- Integrated operations; 80,000 sows
- 2014 to 2017: 3 Trials conducted – PIC 410, PIC 359, PIC 337 versus incumbent competitor
- 2019: Disease outbreak; provided technical support
- 2020: Won – 100% share (maternal line)
- 2021: Won – 100% share (terminal line)

ECUADOR: REALISING GENETIC IMPROVEMENT

Gain per annum over 5 years

Pigs/litter: +0.33

PSY¹: +1.1 pigs

Weight gain: +5.3gr/day

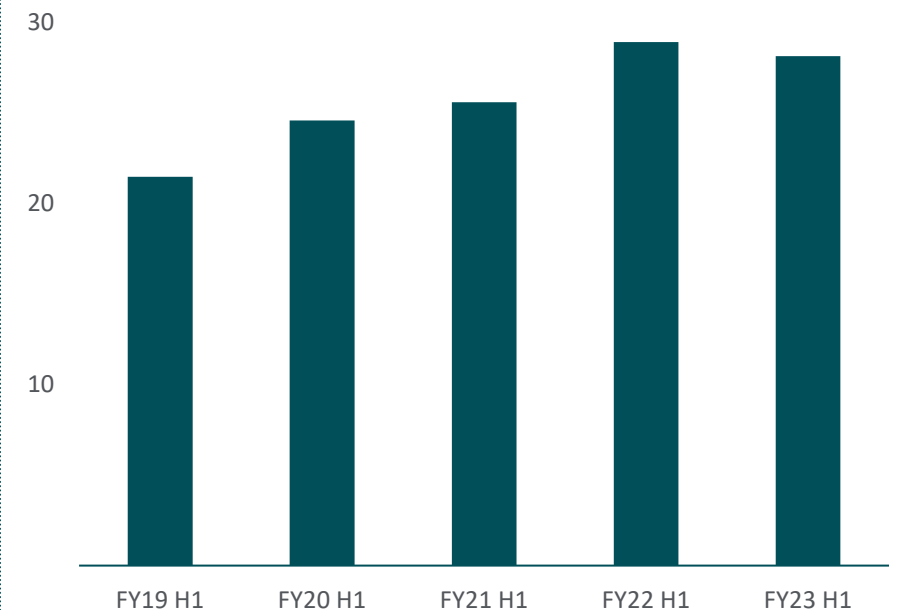
FCR² gain: 0.015

- Largest producer in Ecuador
- Long-term PIC customer (20+ years); 100% share, 12,000 sows on royalty model
- Consistent production improvement realised through genetics

LATAM ROYALTY REVENUE GROWTH (FY23 H1)

+14%

LATAM SALES VOLUMES (MPES M)



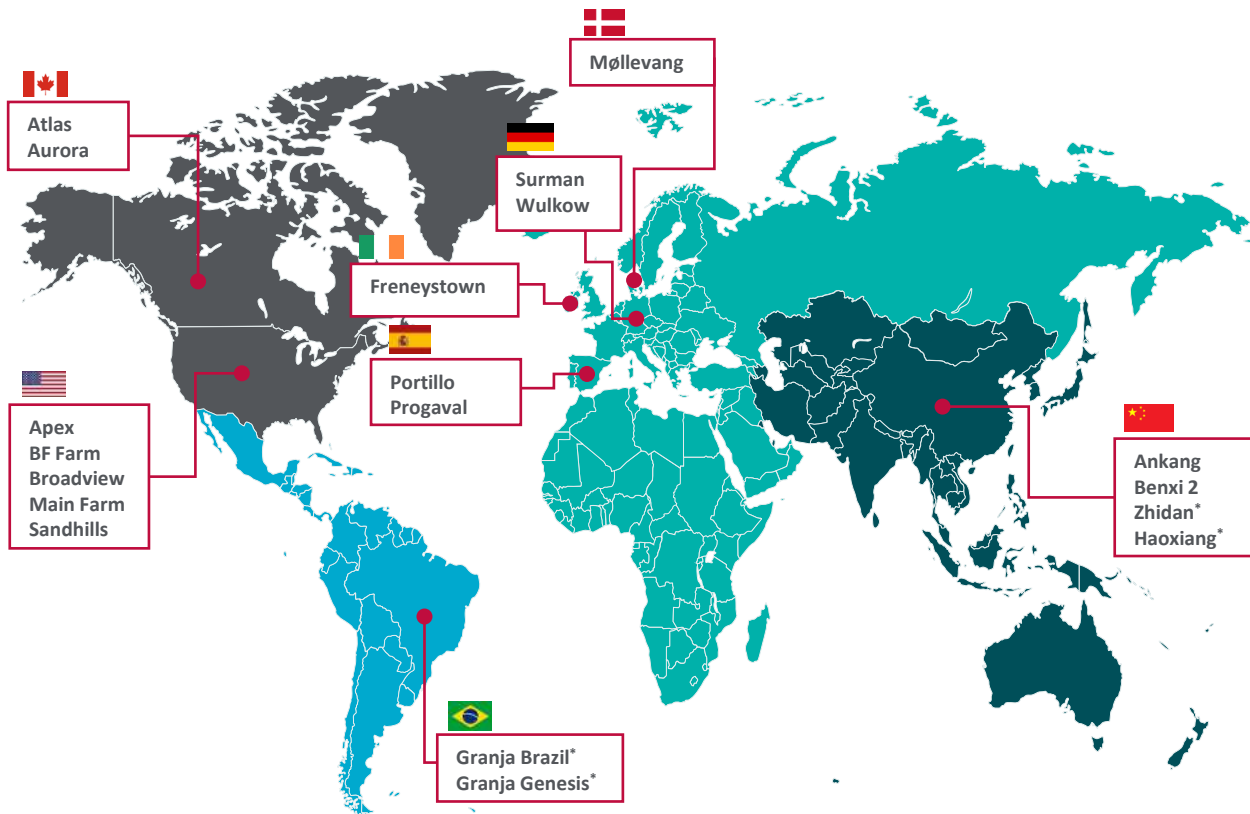
(1) PSY – pigs per sow per year
 (2) FCR – feed conversion ratio



EXPANDING OUR GLOBAL SUPPLY

>75% INCREASE IN CAPACITY SINCE 2019

PIC ELITE FARMS



- Location: Saskatchewan, Canada
- Commissioned: 2022
- Capacity: 2,000 sows
- Sustainability: Biodigester plant and Solar PV under development



- Location: Paraná, Brazil
- Commissioned: 2023
- Capacity: 3,600 sows
- Sustainability: Biodigester plant installed, Eucalyptus plantation




- Location: Jiangxi province, China
- Commissioned: 2023
- Capacity: 2,000 sows
- Sustainability: Biodigester plant installed

*JV farm

PRRSV RESISTANCE PROGRAMME

ADVANCING GLOBAL REGULATORY APPROVAL



PROGRESSING WITH US FDA¹ SUBMISSIONS

2021

Phase I - Product Claim and Methods

- | | |
|--|------------------------|
| 1. Product Definition | Submitted and accepted |
| 2. Molecular Characterisation of Altered DNA | Submitted and accepted |

2022

Phase II - Molecular Characterisation

- | | |
|---|------------------------|
| 3. Molecular Characterisation of Edited Animals | Submitted and accepted |
|---|------------------------|

2023

Phase III - Animal Characterisation

- | | |
|----------------------------------|--|
| 4. Phenotypic Characterisation | Results shared with US FDA for pre-submission feedback |
| 5. Phenotypic Durability | Studies in progress |
| 6. Genotypic Durability | Studies in progress |
| 7. Food and Environmental Safety | Results shared with US FDA for pre-submission feedback |

2024

Anticipated FDA approval

OTHER MARKETS



- Regulatory submissions in Brazil and Columbia; mid 2023




- Regulatory submissions in Canada and Japan; mid-late 2023



- Support in-country studies for BCA regulatory submissions in China

(1) United States Food & Drug Administration
 Note: Timeline represents calendar years
 Note: PRRSV relates to Porcine Reproductive and Respiratory Syndrome virus

ABS: BUILDING A STRATEGIC PLATFORM FOR GROWTH

World-class genetics



Long-term customer relationships



Global supply



Technology Investment

World-class team of highly talented people

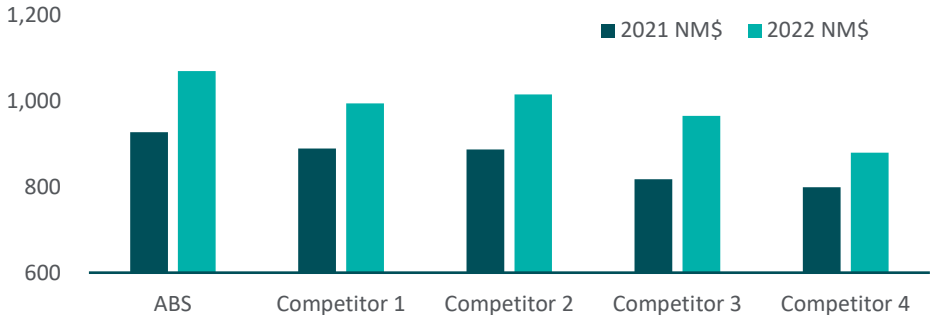


INDUSTRY LEADING GENETICS



DAIRY

AVERAGE NM\$ INDEX SCORE OF NEW COMMERCIAL BULLS LAUNCHED

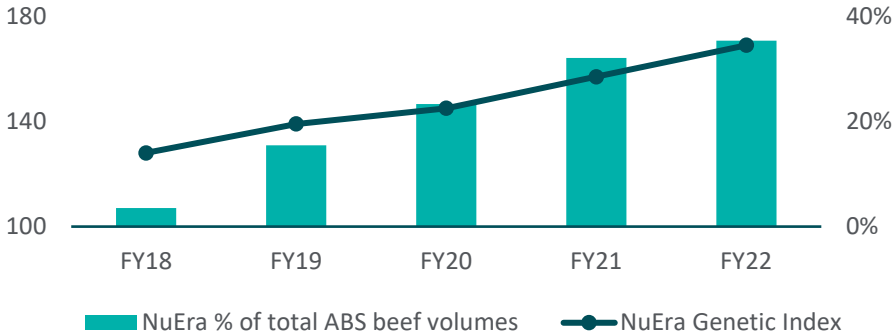


- Broadest range of sire lines
- Exceptional polled genetic line up¹



BEEF

NUERA GENETIC INDEX AND NUERA SALES²



- NuEra proprietary genetics driving Beef on Dairy strategy
- Developing a polled T15

(1) Polled bulls released averaged 1,041 NM\$ compared to our bull average of 1,071 NM\$

(2) Global beef semen sales volumes from NuEra bulls as a proportion of total ABS beef semen sales volumes and NuEra genetic index for Genus proprietary T14 line



WINNING IN NORTH AMERICA



GENETICS AND GREAT PEOPLE DRIVING CUSTOMER WIN

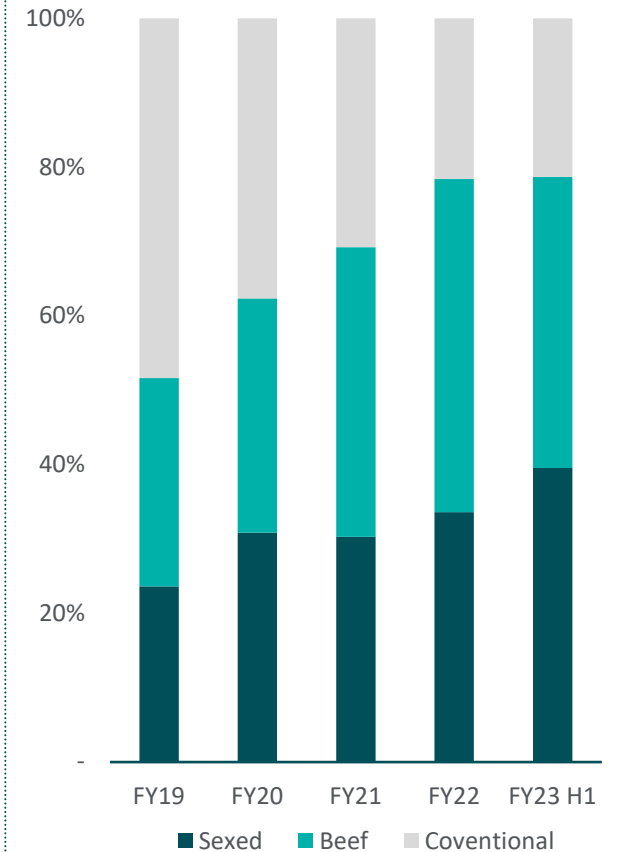
Large dairy won from a competitor; 7,400 cows across multiple locations

- 2020: No material business
- 2021: Site 1 - commenced Sexcel and beef-on-dairy; immediate positive impact on fertility rate
- 2022: Site 2 – deployed RMS; customer impressed by conception efficiency
- 2022: Site 3 – delivered on-farm AI training
- 2022: All sites won - 100% share
- 2023: Ongoing discussions; GeneAdvance and embryos

“ABS HAD THE ABILITY TO BRING A SOLUTION TO OUR CHALLENGE AND HAD THE RESOURCES TO SOLVE OUR PROBLEM”

FARM OWNER

NORTH AMERICA VOLUMES




(1) RMS - Reproductive Management Systems. A technical service package to maximise pregnancy production, milk and profit




INTEGRATING SUPPLY CHAINS AND CREATING VALUE

USA: SCHMUCKER FAMILY FARMS



- Schmucker Family Farms (Edon, Ohio) raise 150,000 beef cattle annually to supply JBS
- Recognised superior performance of NuEra T14 beef-on-dairy genetics
- Supply chain integration with ABS's dairy customers enables:
 - Premium calf prices
 - Traceability

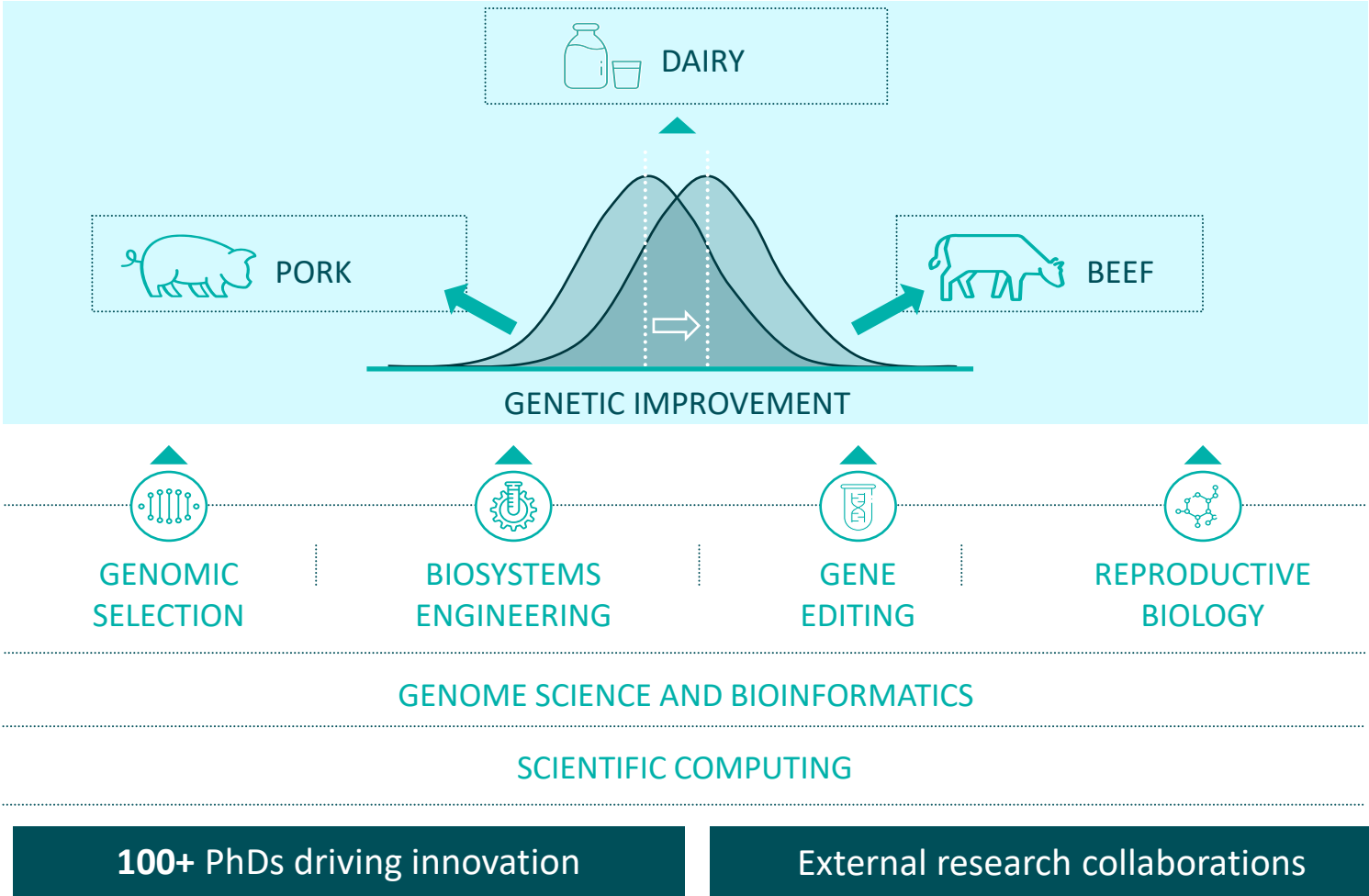
UK: LEADING MEAT RETAILER



- Large national supermarket chain sells premium beef from dedicated supply chain; 20,000+ carcasses annually growing to 50,000
- Dairy farmers guaranteed premium price; arrangement allows ABS to share in value created
- ABS recruiting and winning new dairies to the supply chain

R&D PLATFORM

INDUSTRY LEADING INNOVATION DRIVEN BY WORLD-CLASS TEAM



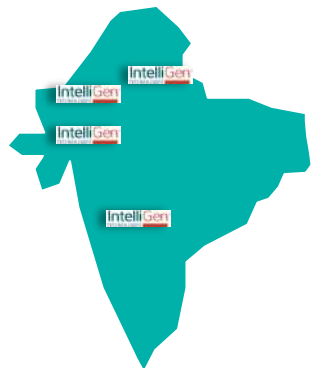


INTELLIGEN: PARTNERING FOR GROWTH

EMEA: NEW 3RD PARTY CUSTOMERS

- Good momentum winning 3rd party business and encouraging pipeline of prospects
- 3 new multi-year deals:
 - Expansion of market share
 - Recurring revenue growth
 - Leveraging of investment in technology platform

INDIA: NATIONAL AND STATE GOVERNMENT

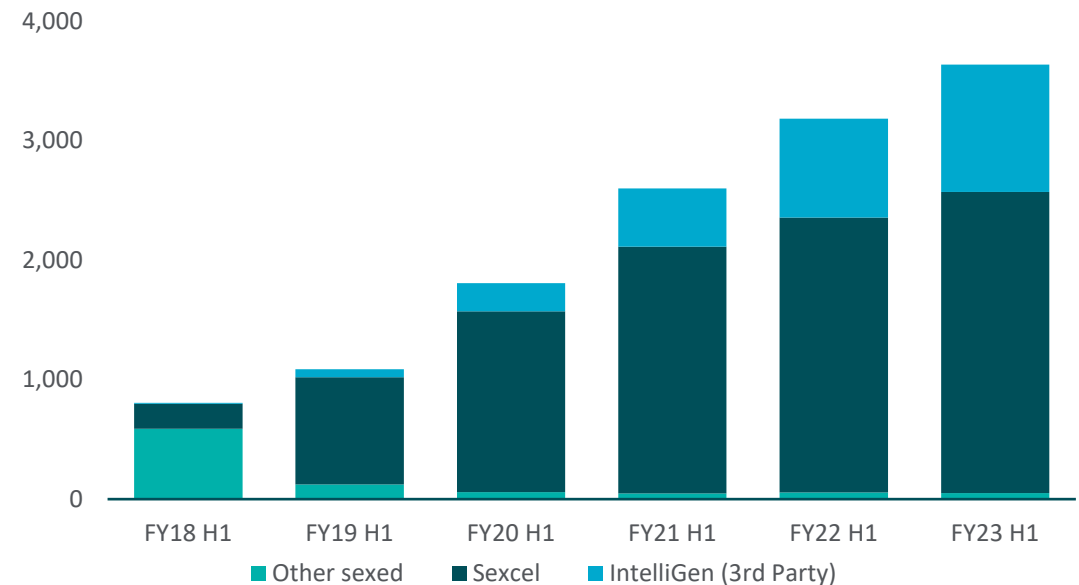


- Agreement supports India’s ambition to expand milk production and productivity
- IntelliGen sexing equipment operating at 4 sites
- Large-scale distribution of sexed-semen envisaged over 5-years

TOTAL SEXED SALES VOLUME GROWTH (FY23 H1)

+14%

TOTAL SEXED SALES VOLUMES (000)



ESG

INVESTING IN SUSTAINABLE INFRASTRUCTURE

WHENBY – UK (BULL STUD)


Precise selection of bulls with outstanding sustainability impact using smart equipment and IoT*



*Internet of Things

ANGKANG – CHINA (ELITE FARM)

Managing manure in a circular economy with anaerobic digestion technology





FINANCIAL RESULTS

ALISON HENRIKSEN
CHIEF FINANCIAL OFFICER

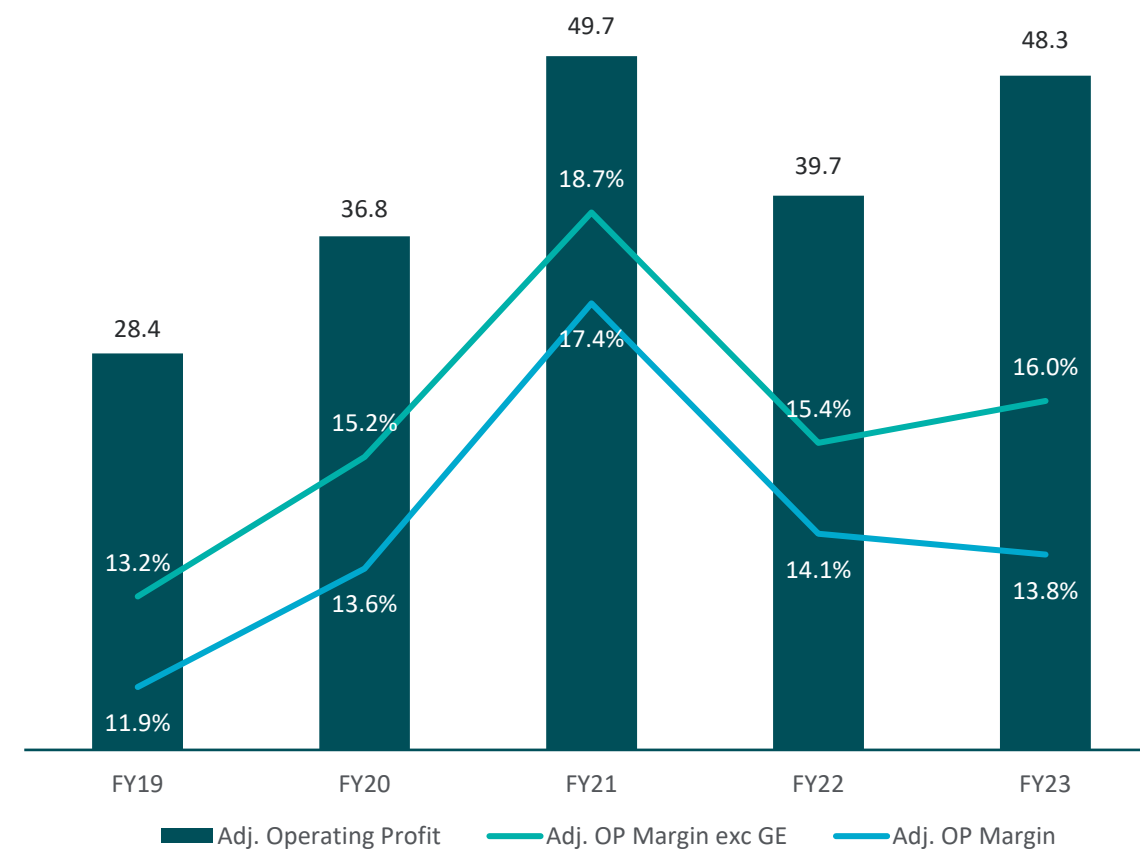


GENUS ADJUSTED PROFIT PERFORMANCE

£M	FY23 H1	FY22 H1	% Change actual	% Change constant ¹
Genus PIC	76.8	57.0	35%	19%
Genus ABS	22.5	22.1	2%	(7)%
Operating units	99.3	79.1	26%	12%
R&D	(42.5)	(31.4)	(35)%	(18)%
Central	(8.5)	(8.0)	(6)%	(2)%
Adj. operating profit ²	48.3	39.7	22%	9%
Adj. operating profit ex. gene editing ³	56.0	43.3	29%	15%
Adj. profit before tax	42.2	37.0	14%	1%

GENUS ADJUSTED OPERATING PROFIT² (£M)

Half year results

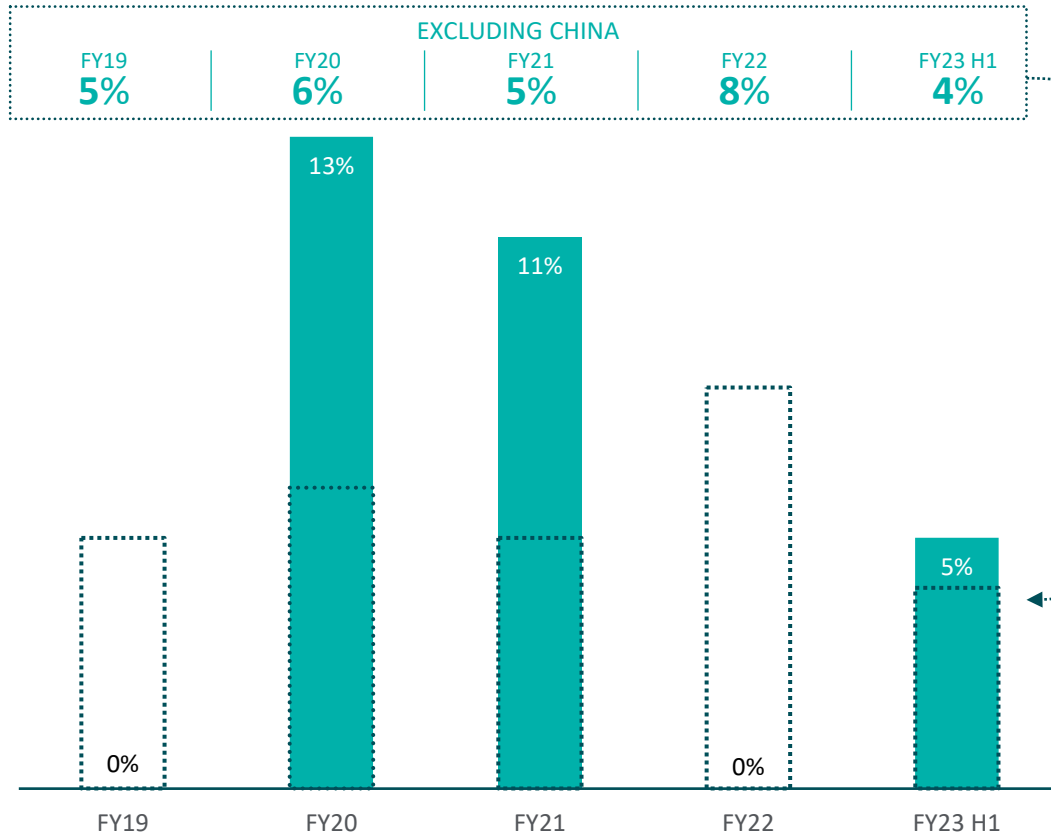


(1) Constant currency percentage movements in this presentation are calculated by restating the results for the half year ended 31 December 2022 at the average exchange rates applied to adjusted operating profit for the year ended 30 June 2022
(2) Operating profit and Operating Margin represents adjusted operating results including joint ventures
(3) Gene editing costs relating to PRRSv resistance programme and other gene editing initiatives

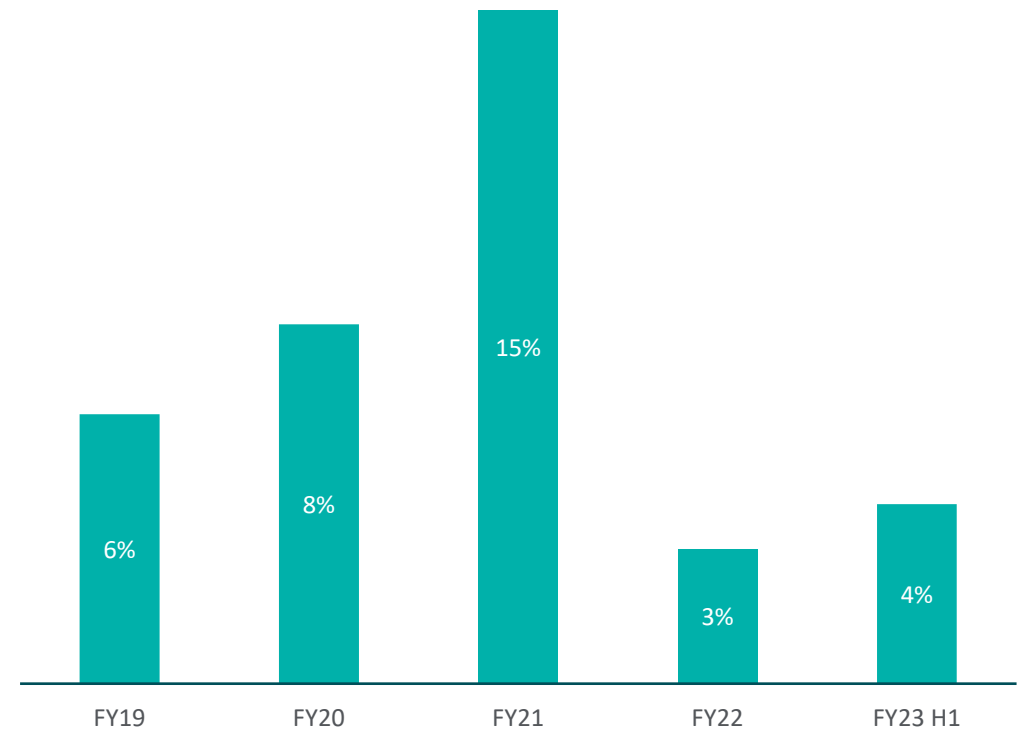
VOLUME GROWTH


HALF YEAR ENDED 31 DECEMBER 2022

GENUS PIC – VOLUME GROWTH (%)



GENUS ABS – VOLUME GROWTH (%)

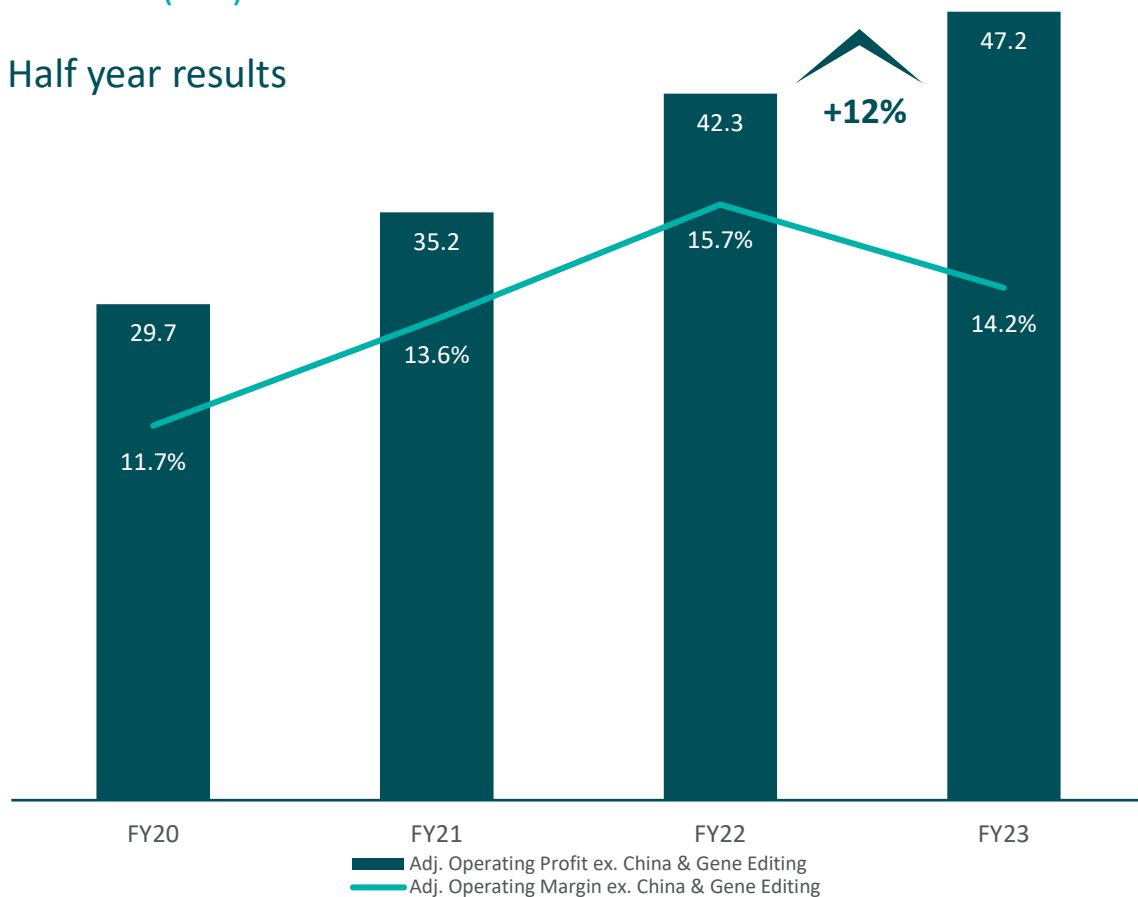




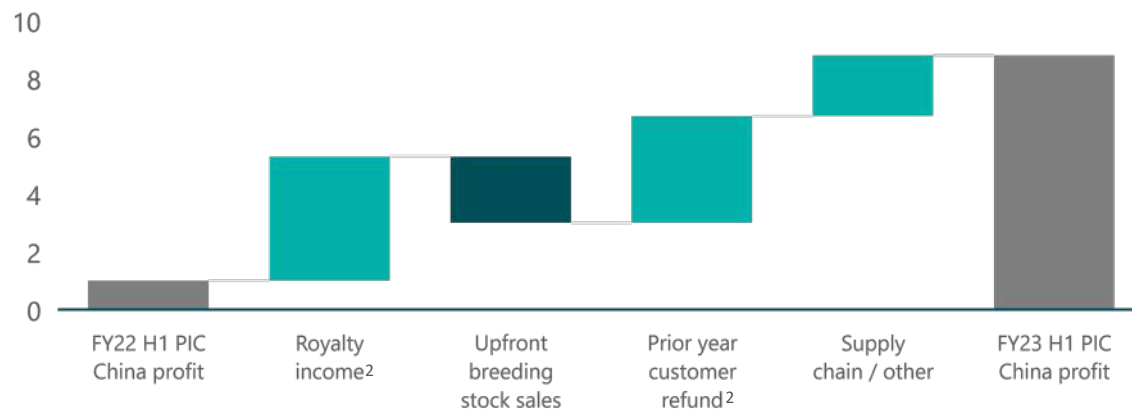
PIC CHINA IMPACT

GENUS ADJ. OPERATING PROFIT¹ EX. PIC CHINA AND EX. GENE EDITING (£M)

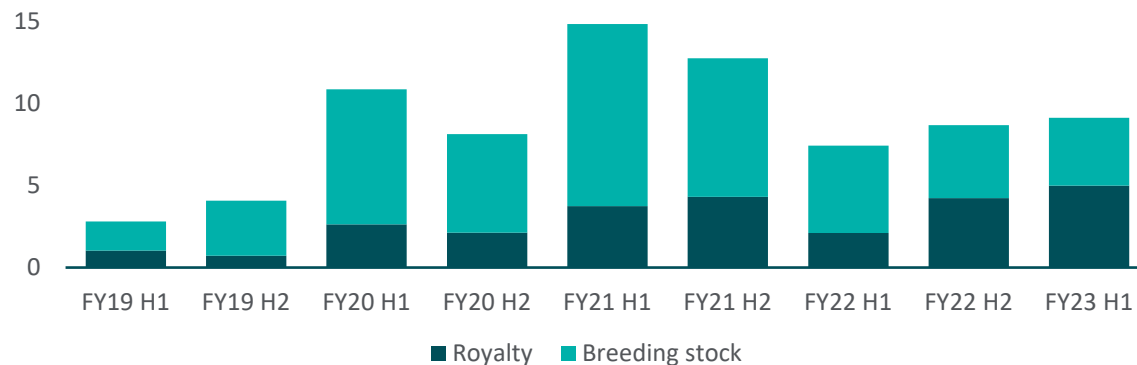
Half year results



PIC CHINA ADJ. OPERATING PROFIT¹ BRIDGE (£M)



PIC CHINA VOLUMES (MPE'S M)



(1) Operating profit and Operating Margin represents adjusted operating results including joint ventures. Balances shown are in actual currency
 (2) Royalty income excludes a one-off customer refund in FY22 H1 for £3.7m primarily related to historical royalties, shown separately on this bridge

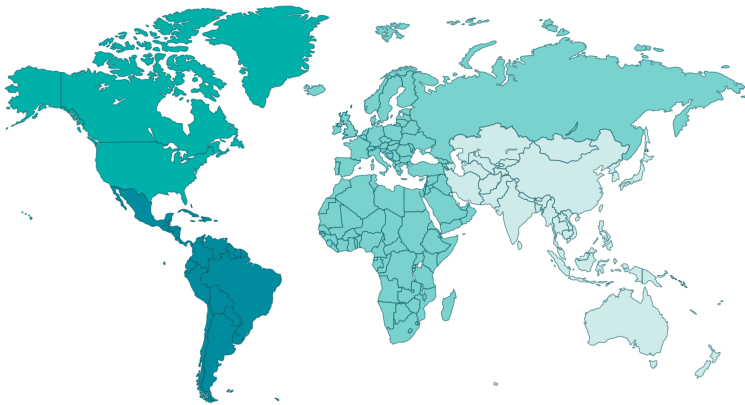


GENUS PIC

RECORD HALF YEAR PERFORMANCE

ADJUSTED OPERATING PROFIT¹

+19%



LATIN AMERICA

+12%

- Strong royalty revenue growth (+14%) drives up profit across all markets
- Brazil returned to profit growth, Agroceres JV up 8%

EMEA

(5)%

- Strong breeding stock sales in Spain drives EMEA revenue (+13%) and volumes (+4%)
- Profit impacted by lower Germany & UK volumes due to market challenges

ASIA

+154%

- Gradual recovery in China, whilst economic growth stimulating customer demand in Vietnam
- Volume growth 10%, Royalty revenue growth 58%

NORTH AMERICA

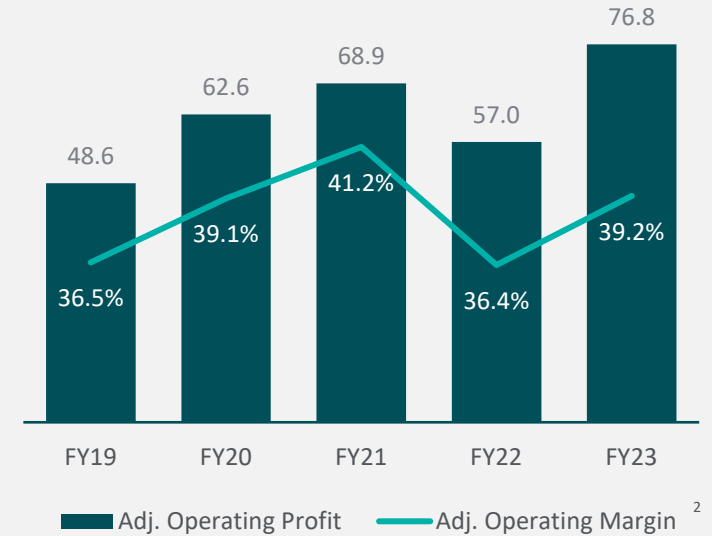
+14%

- Strong growth in volume (+11%) across sireline and damline products; market share gains
- Royalty revenue (+10%); Olymel ahead of expectations

ROYALTY REVENUE

+14%³

GENUS PIC ADJ. OPERATING PROFIT (£M)¹
Half year results



(1) Adjusted operating profit including joint ventures
 (2) Adjusted operating margin excluding joint ventures
 (3) Excludes a customer refund in China for £3.7m in FY22 H1 related to historical royalties following changes to commercial terms
 Note: All % changes are in constant currency and represent adjusted operating profit growth unless otherwise stated

GENUS ABS

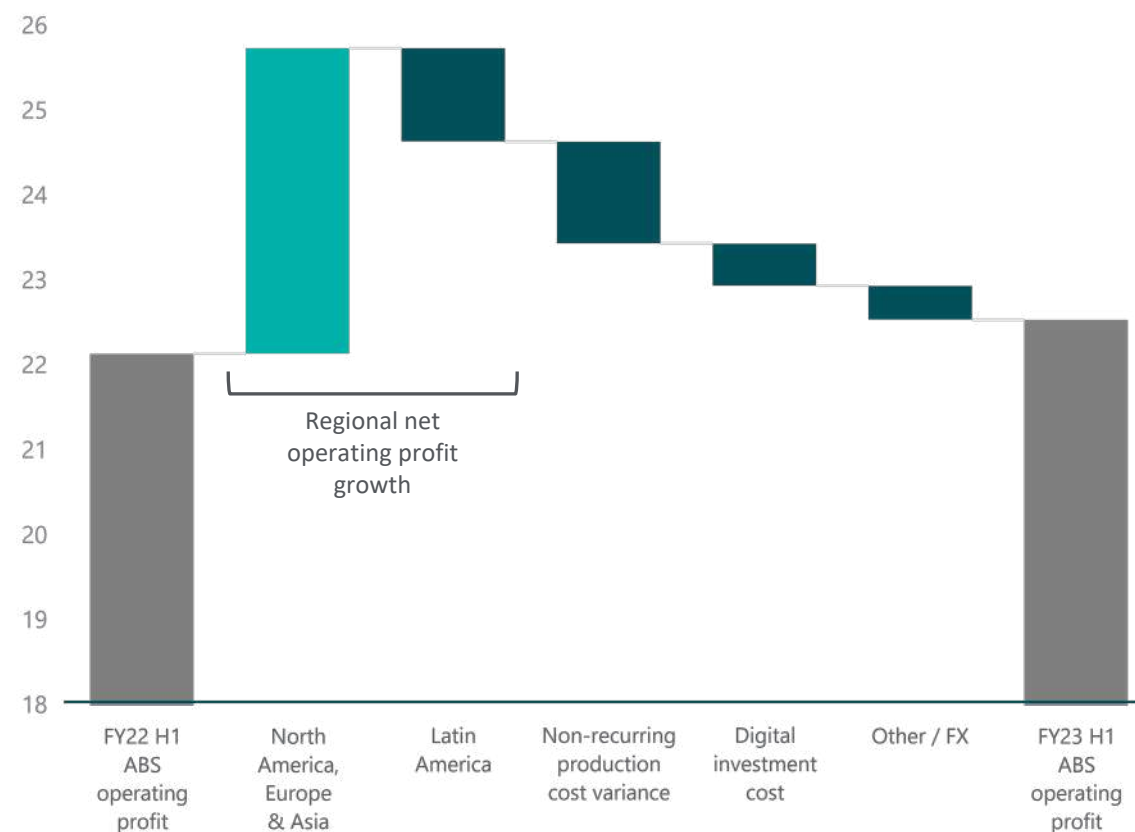
HALF YEAR PERFORMANCE



ADJUSTED OPERATING PROFIT RESULTS

	FY23 H1	FY22 H1	% Change	
	£m	£m	Actual Currency	Constant Currency
Revenue	160.8	130.9	23%	13%
Adjusted operating profit	22.5	22.1	2%	(7)%
Adjusted operating margin	14.0%	16.9%	(2.9)pts	(2.9)pts

HALF YEAR OPERATING PROFIT BRIDGE¹ (£M)



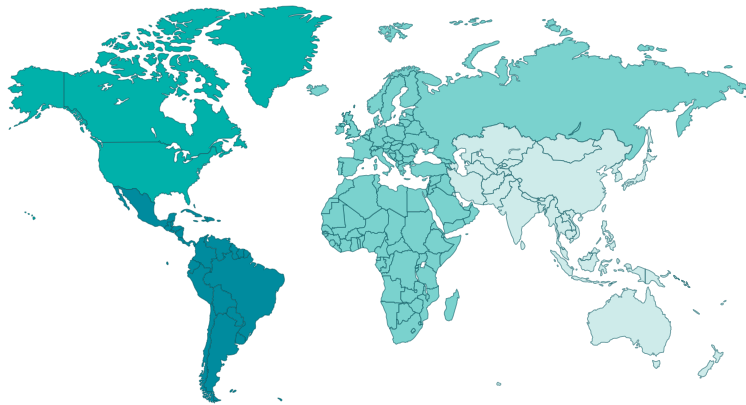
(1) Bridge items are in constant currency calculated by restating the results for the half year ended 31 December 2022 at the average exchange rates applied to adjusted operating profit for the year ended 30 June 2022. The FX difference is included within Other / FX.



GENUS ABS REGIONAL PERFORMANCES

ADJUSTED OPERATING PROFIT¹

(7)%



NORTH AMERICA

+26%

- Double digit revenue and profit growth; expansion of business with strategic accounts
- Strong demand for sexed genetics (volumes up 24%)
- Strong growth in IntelliGen third party business

LATIN AMERICA

(18)%

- Market share gains; digital sales (now 20% of volumes) and strategic account growth
- Lower volumes (-3%) and profit in challenging market conditions; impact on dairy and beef

EMEA

+8%

- Lower volumes (-2%) in challenging market; growth in strategically important beef (+6%) and sexed (+13%)
- Profit growth; robust pricing and growth in long-term strategic partnerships, including IntelliGen

ASIA

+11%

- Growth in China 16% supported by strong sexed volume growth and strategic account expansion
- Growth in Australia 40% supported by volume growth across dairy and beef

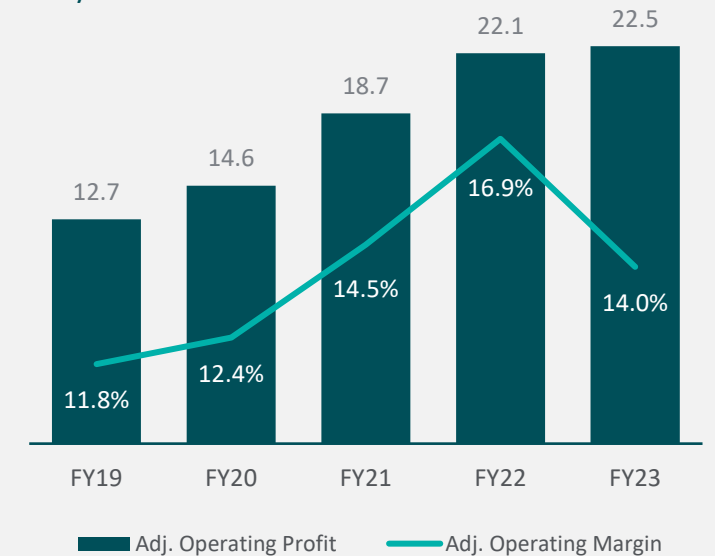
SEXED VOLUME

+14%

BEEF VOLUME

+0%

GENUS ABS ADJ.
OPERATING PROFIT (£M)
Half year results



Note 1: All % changes are in constant currency and represent adjusted operating profit growth unless otherwise stated

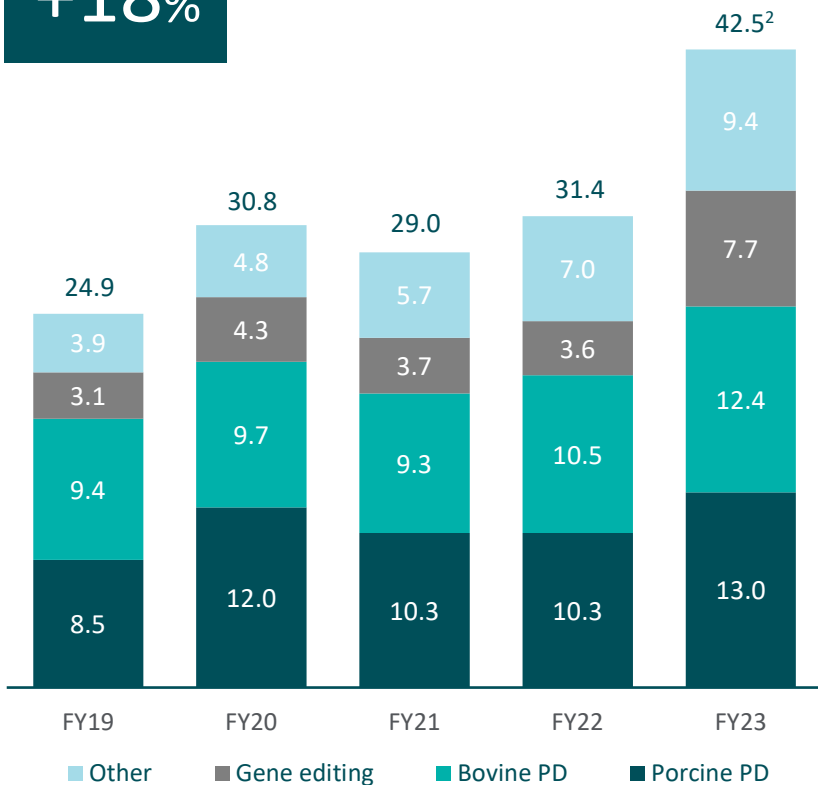


GENUS R&D

NET RESEARCH AND DEVELOPMENT¹ (£M)

Half year results

+18%



(1) Less non-controlling Interest
 (2) FY23 net R&D spend growth over FY22 includes £5.4m impact from FX and £5.7m from underlying investment growth in constant currency.
 Note: All % changes are in constant currency and positive percentages indicate increased investment expense

PORCINE PRODUCT DEVELOPMENT

+12%

- Continued genetic gain through use of digital tools for novel trait capture, and expanded genetic production
- PIC Atlas (Canada) elite farm fully operational

BOVINE PRODUCT DEVELOPMENT

+3%

- Continued to strengthen both our dairy and beef genetics
- Investment in next generation IntelliGen technologies to produce sexed semen

GENE EDITING INVESTMENT

+86%

- Intensified engagement with regulators and expansion in production capacity for PRRSv-resistant pigs

OTHER RESEARCH AND DEVELOPMENT

+17%

- Expanded team delivering stronger pipeline in genome science, bioinformatics, data science and reproductive biology



STATUTORY INCOME

	FY23 H1 £m	FY22 H1 £m	Change £m
Adjusted operating profit	41.2	35.0	6.2
Net IAS 41 valuation mvmt on biological assets	(17.2)	(6.8)	(10.4)
Amortisation of acquired intangible assets	(4.8)	(3.8)	(1.0)
Share-based payments	(2.3)	(2.2)	(0.1)
Exceptional items	(2.2)	1.7	(3.9)
Operating profit	14.7	23.9	(9.2)
Share of post-tax profit of JVs and associates	6.4	3.2	3.2
Net finance costs	(6.1)	(2.7)	(3.4)
Profit before tax	15.0	24.4	(9.4)
Taxation	(3.0)	(5.5)	(2.5)
Profit after tax	12.0	18.9	(6.9)

STATUTORY PROFIT BEFORE TAX

£15.0m (FY22 H1: £24.4m)

Non-cash impacts

- £17.2m decrease in net IAS 41 biological assets (FY22 H1: £6.8m decrease) due to higher discount rate in valuation calculation

Exceptional items

- £2.2m expense (FY22 H1 £1.7m income) primarily from litigation costs, with a legacy legal claim receipt of £3.6m in the prior year

Net finance costs

- £6.1m expense (FY22 H1 £2.7m), driven by higher interest rates on higher average debt levels, as expected

Taxation

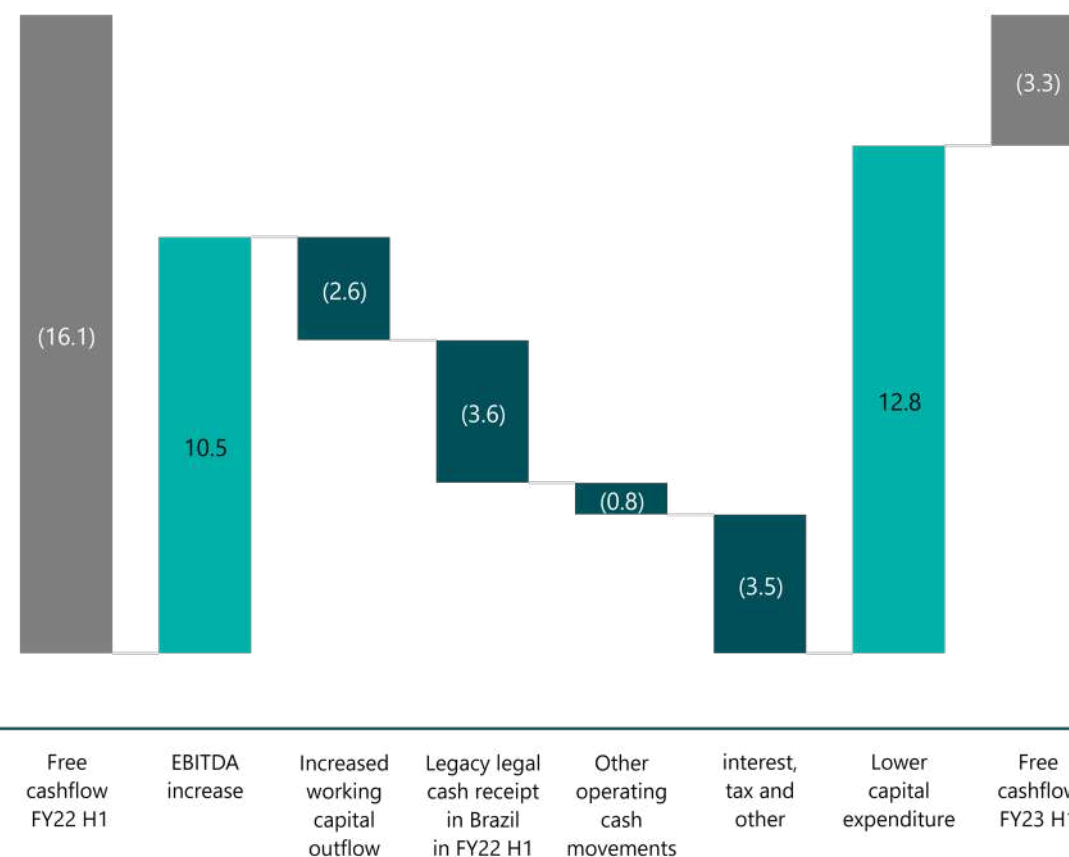
- Adjusted tax rate of 24.2% (FY22 H1: 25.1%); due to lower deferred tax charges on unrecognised losses
- Statutory tax rate of 20.0% (FY22 H1: 22.5%)

IMPROVED FREE CASH FLOW

FY23 H1 PERFORMANCE

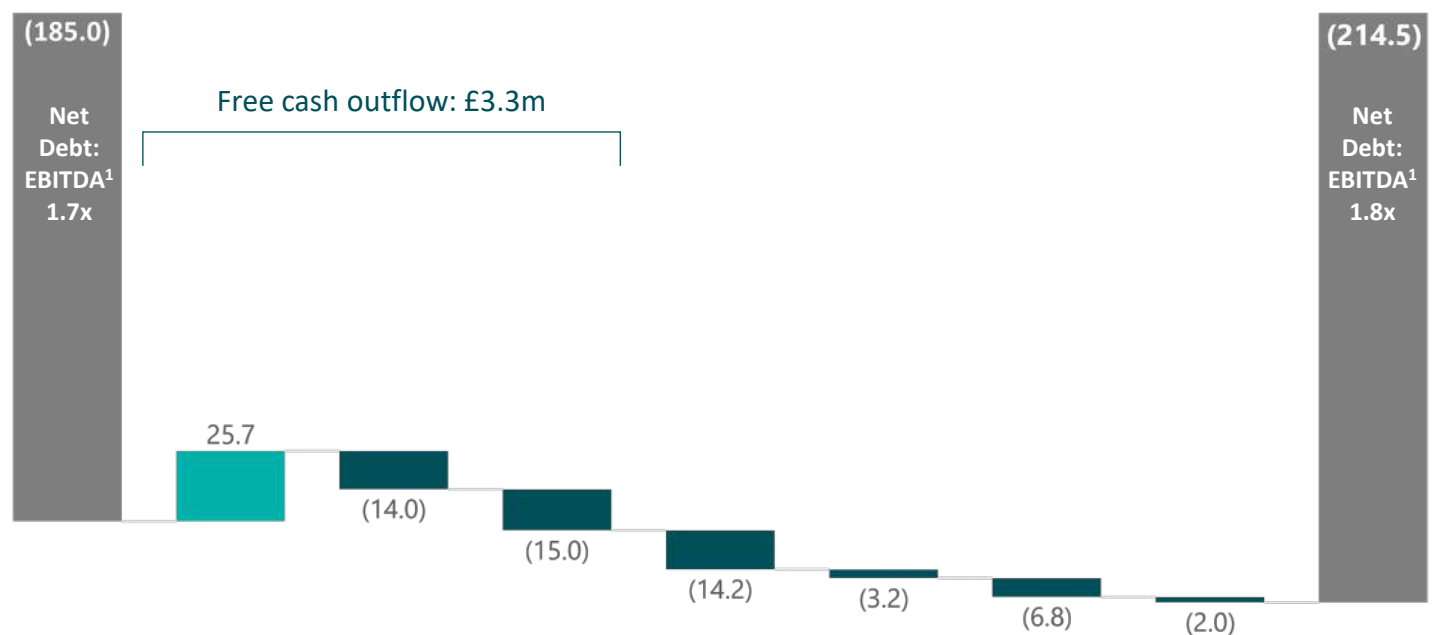
	FY23 H1	FY22 H1
	£m	£m
Adjusted operating profit ex. JV	41.2	35.0
Depreciation and amortisation	18.4	14.1
Adjusted EBITDA	59.6	49.1
Working capital	(23.4)	(20.8)
Biological assets	(6.7)	(5.8)
Pension deficit repair	(0.6)	(2.3)
Exceptional items and other	(3.2)	2.0
Cash generated by operations	25.7	22.2
Cash conversion %	62%	63%
Interest, tax paid and other	(14.0)	(10.5)
Capital expenditure	(15.0)	(27.8)
Free cash flow	(3.3)	(16.1)
Acquisitions and investments	(3.2)	(1.8)
Dividends	(14.2)	(14.2)
Net cash flow (before debt repayments)	(20.7)	(32.1)

HALF YEAR FREE CASHFLOW BRIDGE (£M)



SOLID FINANCIAL POSITION

NET DEBT BRIDGE (£M)



Opening Net Debt 1 July 2022	Operating cash flow	Interest, tax paid and other	Capital Expenditure	Dividends	Investments	New leases & other non-cash	FX on debt held	Closing Net Debt 31 December 2022
(185.0)	25.7	(14.0)	(15.0)	(14.2)	(3.2)	(6.8)	(2.0)	(214.5)

CASH CONVERSION

62% (FY22 H1 : 63%)

Lower capital investments

- Capital expenditure £15.0m (FY22 H1 : £27.8m)
- Increased working capital outflow; mainly phasing of payables

Headroom

- £103.5m headroom at 31 December 2022
- Net Debt:EBITDA¹ 1.8x – within target 1.0-2.0x
- Credit facilities term to August 2025

Interim dividend maintained

- Adjusted earnings coverage² 2.8x – within target 2.5-3.0x

(1) Net Debt to EBITDA as defined under our debt facility agreement
 (2) Adjusted earnings coverage is equal to adjusted earnings per share (after tax) divided by full year dividends per share



SUMMARY & OUTLOOK

STEPHEN WILSON
CHIEF EXECUTIVE



SUMMARY AND OUTLOOK



FY23 H1 PERFORMANCE

- Adjusted Profit Before Tax +14%



DRIVEN BY LEADING GENETICS, LONG-TERM CUSTOMERS AND GREAT PEOPLE



ACHIEVED GOOD STRATEGIC PROGRESS



INVESTING FOR GROWTH



OUTLOOK


- Conditions in some markets remain challenging; China and Brazil uncertain
- Strong performance expected to continue in North America
- Overall FY23 expectations unchanged



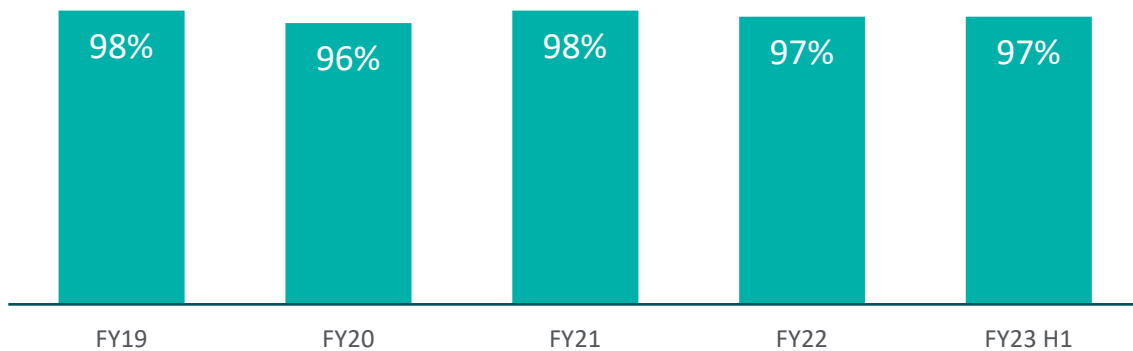


APPENDICES

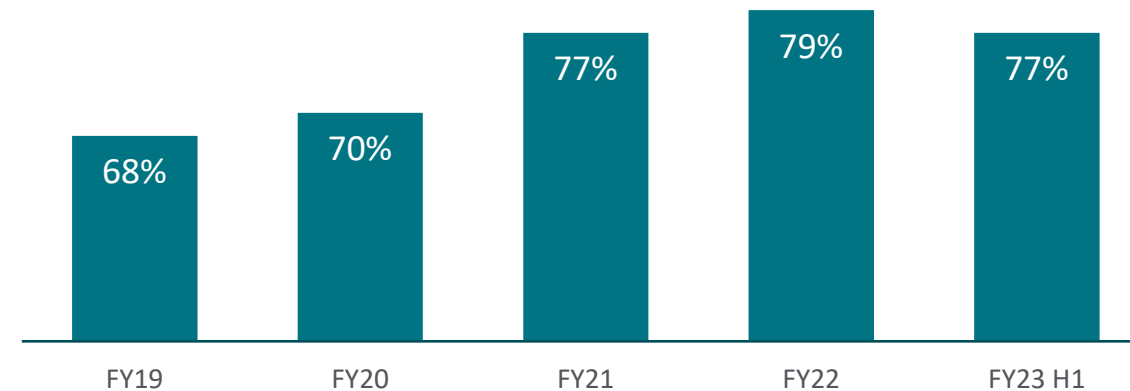
PROPORTION OF TOTAL PORCINE VOLUMES UNDER ROYALTY



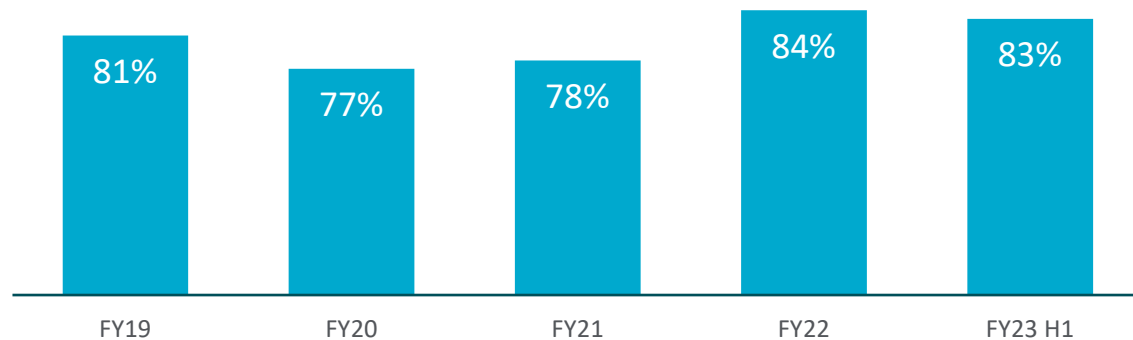
NORTH AMERICA



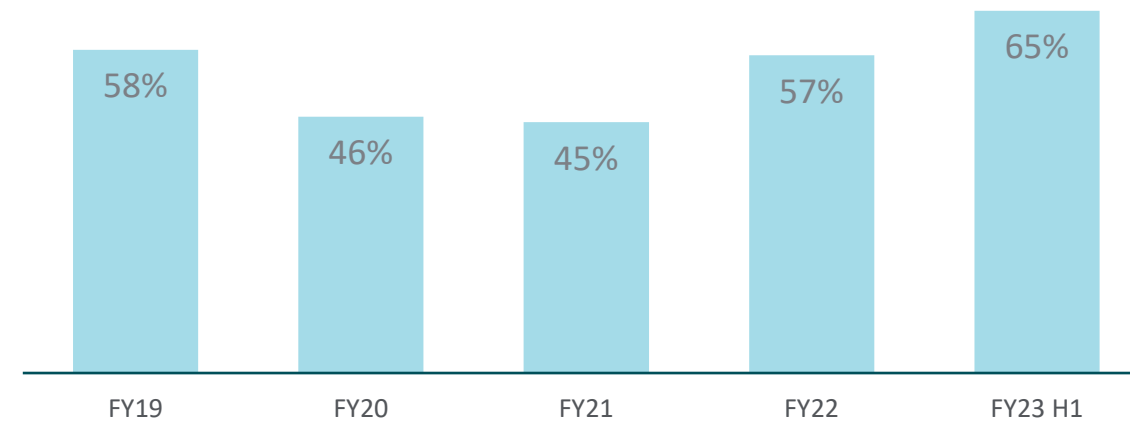
EMEA



LATIN AMERICA



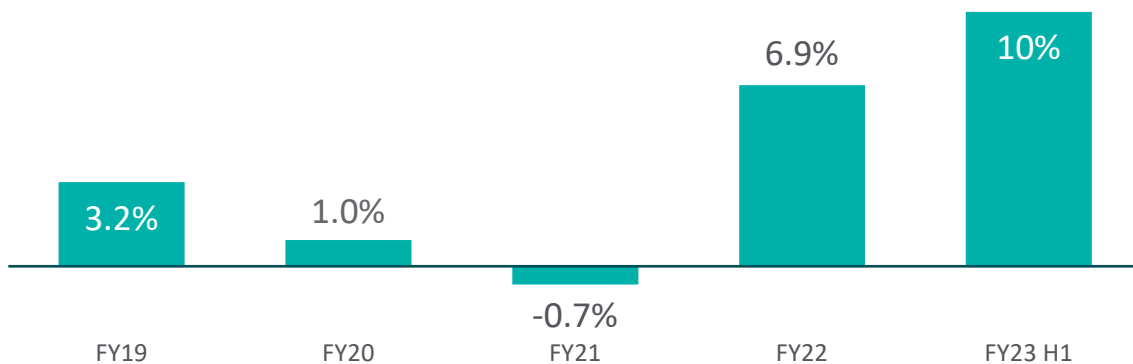
ASIA



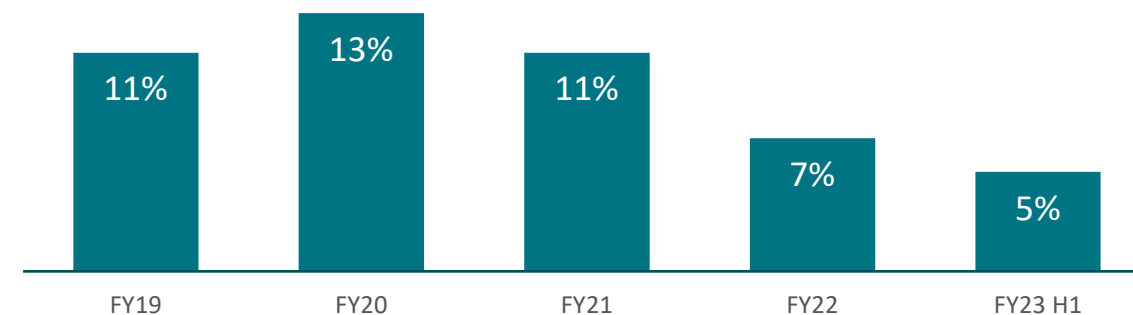
PORCINE ROYALTY REVENUE GROWTH



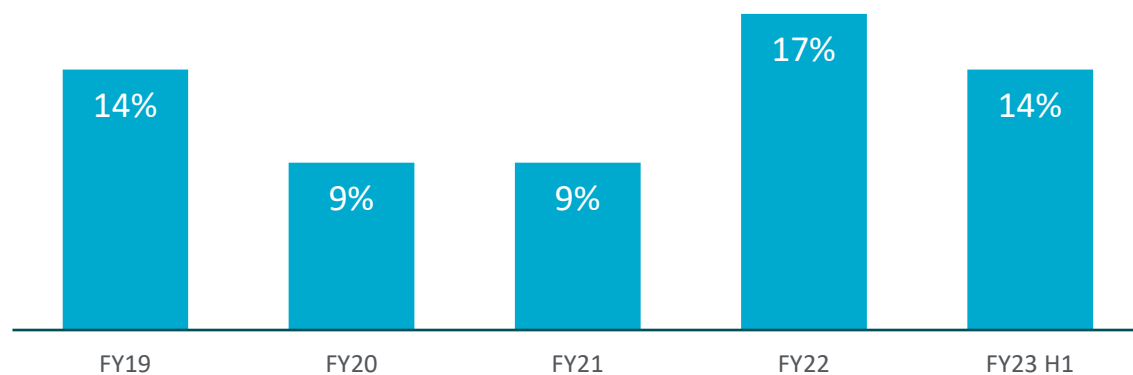
NORTH AMERICA



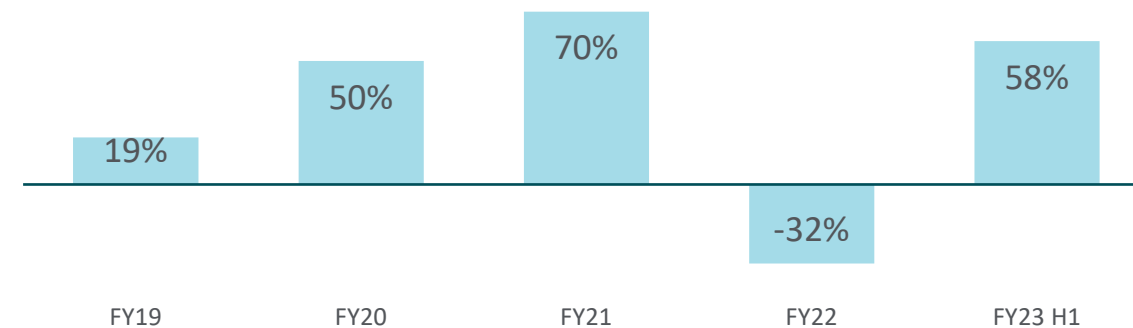
EMEA



LATIN AMERICA



ASIA



FINANCIAL RESULTS

	FY23 H1	FY22 H1	% Change	% Change
	£m	£m	Actual Currency	Constant Currency
Revenue	350.2	281.2	25%	13%
Adjusted operating profit inc. JV ex. gene editing	56.0	43.3	29%	15%
Adjusted operating profit inc. JV	48.3	39.7	22%	9%
Net finance costs	(6.1)	(2.7)	(126)%	(115)%
Adjusted profit before tax	42.2	37.0	14%	1%
Adjusted earnings per share (pence)	48.8	42.4	15%	2%
Dividend per share (pence)	10.3	10.3	-	-

GENUS PIC RESULTS



	FY23 H1	FY22 H1	% Change	% Change
	£m	£m	Actual Currency	Constant Currency
Revenue	179.0	143.5	25%	12%
Adjusted operating profit ex. JV	70.1	52.2	34%	19%
Adjusted operating profit inc. JV	76.8	57.0	35%	19%
Adjusted operating margin ex. JV	39.2%	36.4%	2.8pts	2.5pts

EXCHANGE RATE SENSITIVITY

	FY22 Average ¹	FY23 H1 Average	Spot at 17 Feb 2023	Profit Sensitivity £m ²	
<ul style="list-style-type: none"> • Genus's geographic profile can lead to translational currency impacts • We monitor key rates against GBP • Latest spot rates would indicate a benefit of circa £6m-£8m for FY23 compared with average FY22 rates, though currencies remain volatile 	Mexican Peso	26.8	23.3	22.1	1.5
	Euro	1.18	1.15	1.13	1.4
	Brazilian Real	6.88	6.14	6.22	1.3
	Chinese Yuan	8.47	8.24	8.27	1.2
	Russian Rouble	92.0	72.0	88.7	0.7
	US Dollar	1.31	1.23	1.20	0.6

(1) Weighted average exchange rate based on operating profit inc JV income

(2) 12 month operating profit impact given a +/- 10% movement in exchange rate, based on FY22 results. FY23 sensitivity may differ based on current trading.

GLOSSARY

Artificial insemination ('AI') Using semen collected from a bull or boar to impregnate a cow or sow when in estrus. Artificial insemination allows a genetically superior male to be used to mate with many more females than would be possible with natural mating.

ASF African Swine Fever.

Boar A male pig.

CRISPR-Cas 9 Technology which accurately targets and cuts DNA to produce precise and controllable changes to the genome.

Farrow When a sow gives birth to piglets.

Gender skew The ability to influence the proportion of offspring being of a particular sex.

Genetic gain The change of the genetic make up of a particular animal population in response to having selected parents that excelled genetically for important traits.

Genetic lag The amount of time required to disseminate genetic gain from a nucleus herd to the commercial customer.

Genetic nucleus A specialised pig herd, where Genus PIC keeps its pure lines. Pigs are genetically tested at the nucleus to select the best animals to produce the next generation. This is also referred to as Elite Farm.

Genomic bull A bull which has been assessed through genomic testing. This typically refers to bulls which have not been progeny-tested.

Genomics The study of the genome, which is the DNA sequence of an animal's chromosomes.

Gilt A young female pig, which has not yet given birth.

GGP/GP Great – great grandparent/grandparent.

In vitro fertilisation ('IVF') The fertilisation of an oocyte (or egg) with semen (outside an animal) in a laboratory for transfer into a surrogate.

Index/Indices A formula incorporating economically important traits for ranking the genetic potential of animals as parents of the next generation.

IntelliGen The technology platform used to process sexed bovine semen for ABS and third-party customers and commercialised by ABS as Sexcel.

Market pig equivalents ('MPE') Refers to a standardised measure of our customers' production of slaughter animals that contain our genetics with genes from each of the sow and boar counting for half of the animal.

Multiplier A producer whose farm contains grandparent sows. The farm crosses together two lines of grandparents, multiplying the number of genetically improved parents that are available for sale.

NuEra The ABS beef breeding programme and index designed to drive the customer's genetic improvement and deliver total system profitability for the beef supply chain.

PRRSv Porcine Reproductive and Respiratory Syndrome Virus.

Sexcel The ABS brand of sexed bovine genetics produced using IntelliGen.

Sire The male parent of an animal.

Sire line The male line selected for traits desirable for the market.

Sow A female pig which has given birth at least once.

Straw A narrow tube used to package frozen bull semen.

Terminal boars The male pig that is used to mate with a parent female to produce a terminal pig.

Trait A measurable characteristic that may be a target for genetic selection.

Unit A straw of frozen bull semen or tube/bag of fresh boar semen sold to a customer.